



ACCESS CONTROL SYSTEM

SSA-S30x0/S30x1



Fingerprint Identification, Proximity / Smart Card & Pin, Time & Attendance Access Controller

- 125KHz Proximity / 13.56MHz Contact-less Smart Card, PIN and Fingerprint Recognition
- Dual function for Access Control and Time & Attendance
- 1 : 1 Verification and 1 : N Identification storage 2 Fingerprint Templates
- Fingerprint quality display
- 1,000 / 2,000 / 4,000 Fingerprint Users

SSA-S2100/S2101



Proximity / Smart Card & PIN, Time & Attendance Access Controller

- 125KHz Proximity / 13.56MHz Contact-less Smart Card reader and PIN
- Dual function for Access Control and Time & Attendance
- 10,000 / 20,000 Users and 20,000 / 10,000 Event Buffers (Selectable)
- 4 Level Door Open Time Setting by Individual ID
- Time Schedules Setting by Individual ID, Input Port, Output Port and Reader Mode

SSA-S2000(V)



Proximity PIN Access Controller

- 125KHz Proximity & PIN Access Controller • 512 Users
- 1ea of External Reader Port for Exit : 26bit Wiegand
- All I/Os and Operation Time Programmable by Keypad
- Independent 5 Inputs and 4 Outputs including 2ea of 2 Form-C Relay Outputs
- Weatherproof, Vandal-Resistant (SSA-S2000V)

SSA-S1000(V)



Proximity Access Controller

- 125KHz Proximity Access Controller • 512 Users
- Direct Control of Door Lock
- Power Fail Safe or Power Fail Secure Locks selectable
- Solid Epoxy Potted
- Weatherproof
- Vandal-Resistant (SSA-S1000V)

SSA-R20x0/R20x1



Fingerprint Identification, Proximity / Smart Card Reader

- 125KHz Proximity / 13.56MHz Contact-less Smart Card and Fingerprint Recognition
- 1 : 1 Verification and 1 : N Identification storage 2 Fingerprint Templates
- 1,000 / 2,000 / 4,000 Fingerprint Users and 10,000 ID Users
- Auto Touch sensor for fingerprint only identification

SSA-R2000 /R2001/R2003



Proximity / Smart Card / EM & PIN Reader

- 125KHz Proximity / 13.56MHz (MIFARE) Contact-less Smart Card / EM and PIN Reader
- 12 Numeric Keypads with Back Lighting
- External LED Control
- External Buzzer Control
- Tamper Switch

SSA-R2000V/R2001V



Vandal Resistant Proximity / Smart Card & PIN Reader

- 125KHz Proximity / 13.56MHz (MIFARE) Contact-less Smart Card and PIN Reader
- Vandal-Resistant & Weather Proof

SSA-R1000/ R1001/R1003



Vandal Resistant Proximity / Smart Card Reader

- 125KHz Proximity / 13.56MHz(MIFARE) Contact-less Smart Card Reader
- External LED & Buzzer Control
- Vandal-Resistant & Weather Proof

SSA-R1100/ R1101/R1103



Proximity / Smart Card / EM Reader

- 125KHz Proximity / 13.56MHz (MIFARE) Contact-less Smart Card / EM Reader
- External LED & Buzzer Control
- Weather Proof

SSA-R1000V/R1001V



Vandal Resistant Proximity / Smart Card Reader

- 125KHz Proximity / 13.56MHz(MIFARE) Contact-less Smart Card Reader
- External LED & Buzzer Control
- Vandal-Resistant & Weather Proof

SSA-R1100V/R1101V



Vandal Resistant Proximity / Smart Card Reader

- 125KHz Proximity / 13.56MHz(MIFARE) Contact-less Smart Card Reader
- External LED & Buzzer Control
- Vandal-Resistant & Weather Proof

SSA-P420(T)/P421(T)



Intelligent 4 Doors Access Controller

- Intelligent 4 Doors Access Controller Power Package
- Up 50,000 Users and up to 29,500 Event Buffers
- Standalone/Network Communication via RS232/RS422/RS485, TCP/IP (SSA-P420T/P421T)
- Independent 15 Inputs and 15 Outputs including 12ea of 2 Form-C Relay Outputs

SSA-P112(T)/P102(T)



Intelligent Single Door Access Controller

- Intelligent Single Door Access Controller Power Package
- Up 50,000 Users and up to 50,000 Event Buffers
- Standalone / Network Communication via RS232/RS422/RS485, TCP/IP (SSA-P112T)
- Independent 5 Inputs and 4 Outputs including 2ea of 2Form-C Relay Outputs

SSA-X100



Power Package for Control Panel

- Power package for control panel
- Communication status via LED indicator
- Surge protection (NFB)
- Low battery check
- AC power failure check
- Battery recharge circuit

SSA-C100 /C110/C120



Proximity Card & Key Tag

- 125KHz / Passive Type
- ISO Credit Card Size and Thickness (SSA-C100)
- Clamshell Type (SSA-C110)
- Key Tag (SSA-C120)

SSA-C200



Smart Card

- 13.56MHz / Passive Type
- ISO Credit Card Size and Thickness

SSA-X500



Finger Print Scanner

- Compact and elegant design, which is more convenient to use
- Excellent product durability that assures a long life
- Provides USB interface

SSA-M1000/M1100



Sams (Samsung Access Management Software) Basic

- Supports Multiple Site
- Supports Multi Language.
- Dynamic Management Function for Card Holder and ID
- Graphic Map

SSA-M2000/M2100



Sams (Samsung Access Management Software) Pro

- Supports Video Integration
- Supports Multiple Site
- Supports Multi Language.
- Dynamic Management Function for Card Holder and ID
- Graphic Map



SAMSUNG Security Solutions

2010 New Products



The Eco mark represents Samsung Techwin's will to create environment-friendly products, and indicates that the product satisfies the EU RoHS Directive.

Design and specifications are subject to change without notice.




SAMSUNG TECHWIN CO., LTD.
 701, Sampyeong-dong, Bundang-gu, Seongnam-si, Gyeonggi-do Korea 463-400
 Tel : +82-70-7147-8741~8749, 8752~8760 Fax : +82-31-8018-3745
 www.samsungsecurity.com www.samsungcctv.com

SAMSUNG TECHWIN AMERICA Inc.
 1480 Charles Willard St, Carson, CA 90746, UNITED STATES
 Tel Free : +1-877-213-1222 Fax : +1-310-632-2195
 www.samsungcctvusa.com

SAMSUNG TECHWIN EUROPE LTD.
 Samsung House, 1000 Hillwood Drive, Hillwood Business Park
 Chertsey, Surrey, UNITED KINGDOM KT16 0PS
 Tel : +44-1932-45-5300 Fax : +44-1932-45-5325

TIANJIN SAMSUNG TECHWIN OPTO-ELECTRONICS CO., LTD.
 No.11 Wei 6 Street, Micro-Electronic Industrial Park
 Jingang Road, Tianjin, P.R. CHINA 300385
 Tel : +86-22-23887788 Fax : +86-22-23887788

DISTRIBUTED BY



REVISED 11-2010



CAMERA

SCB-4000 A1



1/2" High Resolution Low Light Camera

- 1/2" Ex-view HAD color CCD
- Color : 600TVL, B/W : 700TVL
- Color : 0.1Lux, B/W : 0.01Lux
- XDR, D&N (ICR)
- Coaxial & RS-485 control
- Intelligent video analysis

SCB-3001 SVV



1/3" Super High Resolution WDR Camera

- 1/3" Double scan CCD
- Color : 650TVL, B/W : 700TVL
- Color : 0.1Lux, B/W : 0.01Lux
- WDR, D&N (ICR), VPS
- Coaxial & RS-485 control
- Intelligent video analysis

SCB-3000 SVV



1/3" Premium Resolution WDR Camera

- 1/3" Double scan CCD
- Color : 600TVL, B/W : 700TVL
- Color : 0.3Lux, B/W : 0.01Lux
- WDR, D&N (ICR), VPS
- Coaxial & RS-485 control
- Intelligent video analysis

SCB-2001 A1



1/3" High Resolution Day & Night Camera

- 1/3" Ex-view HAD CCD
- Color : 600TVL, B/W : 700TVL
- Color : 0.05Lux, B/W : 0.01Lux
- XDR, D&N (ICR)
- Coaxial & RS-485 control
- Intelligent video analysis

SCB-2000 WV



1/3" High Resolution Camera

- 1/3" Super HAD CCD
- Color : 600TVL
- Color : 0.05Lux
- SSSR, HLC, DIS
- Coaxial control
- Motion detection

SCD-2020 WV



1/3" High Resolution Small Dome Camera

- 1/3" Super HAD CCD
- Color : 600TVL • Color : 0.15Lux
- Built-in 3.7mm fixed lens
- Coaxial control
- Derivative product : SCD-2020B

SCD-2040 WV



1/3" High Resolution Small Dome Camera

- 1/3" Super HAD CCD
- Color : 600TVL • Color : 0.15Lux
- Built-in 8mm fixed lens
- Coaxial control

SCD-2021 WV



1/3" High Resolution Small Dome Camera

- 1/3" Super HAD CCD
- Color : 600TVL • Color : 0.15Lux
- Built-in 3.7mm, 8mm fixed lens
- Coaxial control
- Derivative product : SCD-2021B

SCD-2010 WV



1/3" High Resolution Mini Dome Camera

- 1/3" Super HAD CCD
- Color : 600TVL • Color : 0.04Lux
- Built-in 3mm fixed lens
- Coaxial control
- Derivative product : SCD-2010B

SCD-2030 WV



1/3" High Resolution Mini Dome Camera

- 1/3" Super HAD CCD
- Color : 600TVL • Color : 0.04Lux
- Built-in 6mm fixed lens
- Coaxial control

SCB-1000 WIII



1/3" High Resolution Camera

- High resolution of 530TV lines
- Min. illumination 0.05Lux@F1.2 (Color)
- MD, SSSR, 24V AC, 12V DC & 230V AC

SUB-2000 WV



1/3" High Resolution UTP Camera

- 1/3" Super HAD CCD
- Color : 600TVL • Color : 0.05Lux
- SSSR, HLC, DIS • Built-in UTP TX
- Coaxial & RS-485 control
- Motion detection

SCB-3020/2020 A1



1/3" High Resolution ATM Camera

- High resolution of 600TV lines
- Min. illumination 0.45Lux/0.15Lux@F2.0 (Color)
- Built-in 3.7mm fixed lens
- WDR, VPS : SCB-3020, intelligent video, MD, DNR (3D+2D)
- Coaxial control (CCVC), 12VDC

SCO-2370 WV



1/4" 37x High Resolution Weatherproof Camera

- 1/3" Ex-view HAD CCD
- Color : 600TVL, B/W : 700TVL
- Color : 0.2Lux, B/W : 0.02Lux
- 37x zoom (3.5 ~ 129.5mm)
- Coaxial & RS-485 control, D&N (ICR)
- IP68

SCO-2080 WV



1/3" High Resolution Weatherproof Camera

- 1/3" Super HAD CCD
- Color : 600TVL • Color : 0.15Lux
- D&N (ICR), SSSR, HLC, DIS
- Coaxial & RS-485 control
- Motion detection • IP66

SCO-2080R WV



1/3" High Resolution Weatherproof IR Camera

- 1/3" Super HAD CCD
- Color : 600TVL, B/W : 700TVL
- Min. illumination 0Lux (IR LED on), IR distance 50m
- XDR, D&N (ICR)
- Coaxial & RS-485 control

SCO-2120R WV



12x High Resolution Weatherproof IR Camera

- 1/4" Ex-view HAD CCD
- Color : 600TVL, B/W : 700TVL
- Min. illumination 0Lux (IR LED on), IR distance 70m
- 12x zoom (3.94 ~ 46.05mm)
- Coaxial & RS-485 control, D&N (ICR)
- Motion detection

SCZ-3430/2430 A1



1/4" 43x High Resolution Zoom Camera

- 1/4" Ex-view double scan CCD/ 1/4" Ex-view HAD CCD
- Color : 600TVL, B/W : 700TVL
- Color : 0.7Lux, B/W : 0.07/0.02Lux
- Color : 0.7Lux/0.2Lux, B/W : 0.07/0.02Lux
- 43x zoom (3.2 ~ 138.5mm)
- Coaxial & RS-485 control, D&N (ICR)

SCZ-3370 SVV



1/4" 37x High Resolution WDR Zoom Camera

- 1/4" Ex-view double scan CCD
- Color : 600TVL, B/W : 700TVL
- Color : 0.7Lux, B/W : 0.02Lux
- 37x zoom (3.5 ~ 129.5mm)
- Coaxial & RS-485 control, D&N (ICR)

SCZ-2370 WV



1/4" 37x High Resolution Zoom Camera

- 1/4" Ex-view HAD CCD
- Color : 600TVL, B/W : 700TVL
- Color : 0.2Lux, B/W : 0.02Lux
- 37x zoom (3.5 ~ 129.5mm)
- Coaxial & RS-485 control, D&N (ICR)

SCZ-3250/2250 A1



1/4" 25x High Resolution Zoom Camera

- 1/4" Ex-view double scan CCD/ 1/4" Ex-view HAD CCD
- Color : 600TVL, B/W : 700TVL
- Color : 0.7Lux/0.2Lux, B/W : 0.07Lux/0.02Lux
- 25x zoom (3.66 ~ 91.36mm)
- Coaxial & RS-485 control, D&N (ICR)

SCD-3080 SVV



1/3" High Resolution WDR Varifocal Dome Camera

- 1/3" Double scan CCD
- Color : 600TVL, B/W : 700TVL
- Color : 0.3Lux, B/W : 0.01Lux
- 3.9x V/F lens (2.8 ~ 11mm)
- Coaxial control, D&N (ICR)
- Derivative product : SCD-3080B

SCD-2080 WV



1/3" High Resolution Varifocal Dome Camera

- 1/3" Super HAD CCD
- Color : 600TVL, B/W : 700TVL
- Color : 0.15Lux, B/W : 0.001Lux
- 3.6x V/F lens (2.8 ~ 10mm)
- Coaxial control, D&N (ICR)
- Derivative product : SCD-2080B

SCD-2080E WV



1/3" High Resolution Varifocal Dome Camera

- 1/3" Super HAD CCD
- Color : 600TVL, B/W : 700TVL
- Color : 0.15Lux, B/W : 0.0003Lux
- 3.6x V/F lens (2.8 ~ 10mm)
- Coaxial control
- Derivative product : SCD-2080EB

SCD-2060E WV



1/3" High Resolution Varifocal Dome Camera

- 1/3" Super HAD CCD
- Color : 600TVL, B/W : 700TVL
- Color : 0.15Lux, B/W : 0.0003Lux
- 2.4x V/F lens (2.5 ~ 6mm)
- Coaxial control
- Derivative product : SCD-2060EB

SCD-2080R WV



1/3" High Resolution IR Dome Camera

- 1/3" Super HAD CCD
- Color : 600TVL, B/W : 700TVL
- Min. illumination 0Lux (IR LED on), IR distance 20m
- 3.6x V/F lens (2.8 ~ 10mm)
- Coaxial control

SCD-2020R WV



1/3" High Resolution Small IR Dome Camera

- 1/3" Super HAD CCD
- Color : 600TVL, B/W : 700TVL
- Min. illumination 0Lux (IR LED on), IR distance 7m
- Built-in 3.6mm fixed lens
- Coaxial control

SCD-2010F WV



1/3" High Resolution Compact Flat Dome Camera

- 1/3" Super HAD CCD
- Color : 600TVL, Color : 0.04Lux
- Built-in 3mm fixed lens
- Coaxial control

SUD-3080/3080F SVV



1/3" High Resolution WDR UTP Dome Camera

- 1/3" Double scan CCD
- Color : 600TVL, B/W : 700TVL
- Color : 0.3Lux, B/W : 0.01Lux
- 3.9x V/F lens (2.8 ~ 11mm), built-in UTP TX
- Coaxial control, D&N (ICR)

SUD-2080/2080F WV



1/3" High Resolution Varifocal UTP Dome Camera

- 1/3" Super HAD CCD
- Color : 600TVL, B/W : 700TVL
- Color : 0.15Lux, B/W : 0.001Lux
- 3.6x V/F lens (2.8 ~ 10mm), built-in UTP TX
- Coaxial control, D&N (ICR)

SCV-3120 A1



1/4" 12x High Resolution WDR Vandal-Resistant Dome Camera

- 1/4" Double scan CCD
- Color : 600TVL, B/W : 700TVL
- Color : 0.7Lux, B/W : 0.07Lux
- 12x zoom (3.69 ~ 44.32mm), IP66
- Coaxial & RS-485 control, WDR, VPS, D&N (ICR)

SCV-2120 WV



1/4" 12x High Resolution Vandal-Resistant Dome Camera

- 1/4" Super HAD color CCD
- Color : 600TVL, B/W : 700TVL
- Color : 0.2Lux, B/W : 0.02Lux
- 12x zoom (3.94 ~ 46.05mm), IP66
- Coaxial & RS-485 control

SCV-3080/2080 SVV



1/3" High Resolution WDR Vandal-Resistant Dome Camera

- 1/3" Double scan CCD/1/3" Super HAD CCD
- Color : 600TVL, B/W : 700TVL
- Color : 0.3Lux/0.15Lux, B/W : 0.01Lux/0.001Lux
- 3.9x V/F lens (2.8 ~ 11mm) / 3.6x V/F lens (2.8 ~ 10mm)

SCV-2060 WV



1/3" High Resolution Vandal-Resistant Dome Camera

- 1/3" Super HAD CCD
- Color : 600TVL, B/W : 700TVL
- Color : 0.15Lux, B/W : 0.001Lux
- 2.4x V/F lens (2.5 ~ 6mm), IP66
- Coaxial control, D&N (ICR)

SCV-2080R WV



1/3" High Resolution IR Vandal-Resistant Dome Camera

- 1/3" Super HAD color CCD
- Color : 600TVL, B/W : 700TVL
- Min. illumination 0Lux, IR distance 30m
- 3.6x V/F lens (2.8 ~ 10mm), IP66
- Coaxial & RS-485 control, D&N (ICR)

SCV-2010F WV



1/3" High Resolution Compact Vandal-Resistant Flat Camera

- 1/3" Super HAD CCD
- Color : 600TVL, Color : 0.04Lux
- Built-in 3mm fixed lens
- Coaxial control, IP66

SCP-3430H/2430H A1



1/4" High Resolution Weatherproof PTZ Dome Camera

- 1/4" Ex-view double scan CCD/ 1/4" Ex-view HAD CCD
- Color : 600TVL, B/W : 700TVL
- Color : 0.7Lux/0.2Lux, B/W : 0.07Lux/0.02Lux
- 43x zoom (3.2 ~ 138.5mm), IP66
- Coaxial & RS-485 control, D&N (ICR)

SCP-3430/2430 A1



1/4" 43x High Resolution PTZ Dome Camera

- 1/4" Ex-view double scan CCD/ 1/4" Ex-view HAD CCD
- Color : 600TVL, B/W : 700TVL
- Color : 0.7Lux/0.2Lux, B/W : 0.07Lux/0.02Lux
- 43x zoom (3.2 ~ 138.5mm), IP66
- Coaxial & RS-485 control, D&N (ICR)

SCP-3250H/2250H A1



1/4" 25x High Resolution Weatherproof PTZ Dome Camera

- 1/4" Ex-view double scan CCD
- Color : 600TVL, B/W : 700TVL
- Color : 0.7Lux/0.2Lux, B/W : 0.07Lux/0.02Lux
- 25x zoom (3.66 ~ 91.36mm), IP66
- Coaxial & RS-485 control, D&N (ICR)

SCP-3250/2250 A1



1/4" 25x High Resolution PTZ Dome Camera

- 1/4" Ex-view double scan CCD/ 1/4" Ex-view HAD CCD
- Color : 600TVL, B/W : 700TVL
- Color : 0.7Lux/0.2Lux, B/W : 0.07Lux/0.02Lux
- 25x zoom (3.66 ~ 91.36mm), IP66
- Coaxial & RS-485 control, D&N (ICR)

SCP-3120/2120 A1



1/4" 12x High Resolution PTZ Dome Camera

- 1/4" Ex-view double scan CCD/ 1/4" Super HAD CCD
- Color : 600TVL, B/W : 700TVL
- Color : 0.7Lux/0.2Lux, B/W :

DVR

SRD-1670/1670D/1670DC



16CH H.264 Digital Video Recorder

- 16ch 4CIF Real-time DVR • Video (H.264) / Audio (G.723)
- 480fps(N) / 400fps(P) recording rate
- 16ch audio inputs and 1ch audio output
- Combined BNC and VGA/HDMI video output for main display
- Max 6 internal HDD (HDD x 6) (SRD-1670), Max 5 internal HDD (HDD x 5) (SRD-1670D/1670DC)

SRD-1650/1650D/1650DC



16CH H.264 Digital Video Recorder

- 16ch Real-time DVR • Video (H.264) / Audio (G.723)
- 480fps(N) / 400fps(P) recording rate
- 16ch audio inputs and 1ch audio output
- Combined BNC and VGA/HDMI video output for main display
- Max 6 internal HDD (HDD x 6) (SRD-1650), Max 5 internal HDD (HDD x 5) (SRD-1650D/1650DC)

SRD-1630/1630D/1630DC



16CH H.264 Digital Video Recorder

- 16ch DVR • Video (H.264) / Audio (G.723)
- 240fps(N) / 200fps(P) recording rate
- 4ch audio inputs and 1ch audio output
- Combined BNC and VGA video output for main display (up to 1280 x 1024)
- Max 6 internal HDD (HDD x 6) (SRD-1630), Max 5 internal HDD (HDD x 5) (SRD-1630D/1630DC)

SRD-1610/1610D/1610DC



16CH H.264 Digital Video Recorder

- 16ch DVR • Video (H.264) / Audio (G.723)
- 120fps(N) / 100fps(P) recording rate
- 4ch audio inputs and 1ch audio output
- Combined BNC and VGA video output for main display (up to 1280 x 1024)
- Max 6 internal HDD (HDD x 6) (SRD-1610), Max 5 internal HDD (HDD x 5) (SRD-1610D/1610DC)

SRD-870/870D/870DC



8CH H.264 Digital Video Recorder

- 8ch 4CIF Real-time DVR • Video (H.264) / Audio (G.723)
- 240fps(N) / 200fps(P) recording rate
- 8ch audio inputs and 1ch audio output
- Combined BNC and VGA/HDMI video output for main display
- Max 6 internal HDD (HDD x 6) (SRD-870), Max 5 internal HDD (HDD x 5) (SRD-870D/870DC)

SRD-850/850D/850DC



8CH H.264 Digital Video Recorder

- 8ch Real-time DVR • Video (H.264) / Audio (G.723)
- 240fps(N) / 200fps(P) recording rate
- 8ch audio inputs and 1ch audio output
- Combined BNC and VGA/HDMI video output for main display
- Max 6 internal HDD (HDD x 6) (SRD-850), Max 5 internal HDD (HDD x 5) (SRD-850D/850DC)

SRD-830/830D/830DC



8CH H.264 Digital Video Recorder

- 8ch DVR • Video (H.264) / Audio (G.723)
- 120fps(N) / 100fps(P) recording rate
- 4ch audio inputs and 1ch audio output
- Combined BNC and VGA video output for main display (up to 1280 x 1024)
- Max 6 internal HDD (HDD x 6) (SRD-830), Max 5 internal HDD (HDD x 5) (SRD-830D/830DC)

SRD-470/470D



4CH H.264 Digital Video Recorder

- 4ch CIF real-time DVR • Video (H.264) / Audio (G.723)
- CIF Resolution real-time recording capability (Full 4CIF resolution recording support)
- 4ch audio inputs and 1ch audio output
- Combined BNC and VGA video output for main display (up to 1280 x 1024)
- SATA I/F HDD support : Internal Max. HDD x 2 (SRD-470), Internal Max. HDD x 1 (SRD-470D)

SRD-450



4CH H.264 Digital Video Recorder

- Up to 120fps(N) / 100fps(P) recording rate at CIF resolution
- 4ch audio inputs and 1ch audio output
- Video (H.264) / Audio (G.711)

SVS-5R/5E



RAID 5 Unit / HDD Extension Unit

- 1U 19-inch rack case
- Data transfer speed : Up to 3.0Gbps (SATA II)
- Available SATA HDD : Up to 4 (4TB)
- Supports RAID 0, 1, 0+1, 5 (SVS-5R) • Hot-Swappable Disk Drive Bays (SVS-5E)
- Expandable for more storage (SVS-5E)

MONITOR

SMT-4022/3222



40"/32" TFT-LCD Monitor

- Support up to 1920 x 1080 resolution : SMT-4022
- High contrast ratio 4000 : 1 : SMT-4022
- 3500 : 1 : SMT-3222
- Fast response time 8ms

SMT-2231



22" Wide Full-HD TFT-LCD Monitor

- Support up to 1920 x 1080 resolution
- High contrast ratio 1000 : 1
- Fast response time 5ms
- 120Hz motion technology

SMT-1923/1922



19" TFT-LCD Monitor

- Support up to 1280 x 1024 resolution
- High contrast ratio 1000 : 1
- Fast response time 5ms
- 120Hz motion technology

SMT-1912/1712



19"/17" TFT-LCD Monitor

- Support up to 1280 x 1024 resolution
- High contrast ratio 1000 : 1
- Fast response time 5ms
- 120Hz motion technology

SMT-1723/1722



17" TFT-LCD Monitor

- Support up to 1280 x 1024 resolution
- High contrast ratio 1000 : 1
- Fast response time 5ms
- 120Hz motion technology

SMC-215/145



21"/14" Flat Color CRT Monitor

- 500TV lines horizontal resolution : SMC-215
- 400TV lines horizontal resolution : SMC-145
- 4 BNC type composite video inputs, 1 BNC type output
- 4 RCA type audio inputs, 1 RCA type output

NETWORK

SNB-5000 iPOLiS



1/3" 1.3Megapixel HD Network Camera

- Max. 1.3M (1280 x 1024) resolution
- 16 : 9 HD (720p) resolution support
- H.264, MPEG-4 & MJPEG multiple codec
- PoE, SD memory, Bi-directional audio support

SNB-3000 iPOLiS



1/3" WDR Network Camera

- Max. 30(25)fps at 4CIF resolution
- H.264, MPEG-4 & MJPEG multiple codec
- PoE, SD memory, Bi-directional audio support

SNB-2000 iPOLiS



1/3" Network Camera

- Max. 30(25)fps at 4CIF resolution
- H.264, MPEG-4 & MJPEG multiple codec
- PoE

SNB-1000 iPOLiS



1/3" CMOS Network Camera

- Max. 30(25)fps at VGA resolution
- H.264, MPEG-4 & MJPEG multiple codec
- Multiple streaming simultaneously

SNZ-5200 iPOLiS



1/3" 1.3Megapixel HD Network Zoom Camera

- Max. 1.3M (1280 x 1024) resolution
- 16 : 9 HD (720p) resolution support
- 4.45 ~ 89mm(20x) optical zoom, 16x digital zoom
- H.264, MPEG-4 & MJPEG multiple codec
- PoE, SD memory, Bi-directional audio support

SNO-5080R iPOLiS



1/3" 1.3Megapixel HD Weatherproof Network IR Camera

- Max. 1.3M (1280 x 1024) resolution
- 16 : 9 HD (720p) resolution support
- 2.8 ~ 10mm (3.6x) varifocal lens
- H.264, MPEG-4 & MJPEG multiple codec
- PoE, SD memory, Bi-directional audio support

SND-5080/5080F iPOLiS



1/3" 1.3Megapixel HD Network Dome Camera

- Max. 1.3M (1280 x 1024) resolution
- 16 : 9 HD (720p) resolution support
- 2.8 ~ 10mm (3.6x) varifocal lens
- H.264, MPEG-4 & MJPEG multiple codec
- PoE, SD memory, Bi-directional audio support

SND-3080C/3080CF iPOLiS



1/3" Object Counting WDR Network Dome Camera

- Max. 30(25)fps at 4CIF resolution
- 2.8 ~ 11mm (3.9x) varifocal lens
- H.264, MPEG-4 & MJPEG multiple codec
- PoE, SD memory, Object counting

SND-3080/3080F iPOLiS



1/3" WDR Network Dome Camera

- Max. 30(25)fps at 4CIF resolution
- 2.8 ~ 11mm (3.9x) varifocal lens
- H.264, MPEG-4 & MJPEG multiple codec
- PoE, SD memory

SND-1010 iPOLiS



1/3" CMOS Network Dome Camera

- Max. 30(25)fps at VGA resolution
- Built-in 2.9mm fixed lens
- H.264, MPEG-4 & MJPEG multiple codec
- Multiple streaming simultaneously

SNV-5010 iPOLiS



1/3" 1.3Megapixel HD Network Vandal-Resistant Flat Camera

- Max. 1.3M (1280 x 1024) resolution
- 16 : 9 HD (720p) resolution support
- Built-in 3mm fixed lens
- H.264, MPEG-4 & MJPEG multiple codec
- PoE, IP66

SNV-5080 iPOLiS



1/3" 1.3Megapixel HD Network Vandal-Resistant Network Dome Camera

- Max. 1.3M (1280 x 1024) resolution
- 16 : 9 HD (720p) resolution support
- 2.8 ~ 10mm (3.6x) varifocal lens
- H.264, MPEG-4 & MJPEG multiple codec
- PoE, SD memory, IP66, Bi-directional audio support

SNV-3080 iPOLiS



1/3" WDR Vandal-Resistant Network Dome Camera

- Max. 30(25)fps at 4CIF resolution
- 2.8 ~ 11mm (3.9x) varifocal lens
- H.264, MPEG-4 & MJPEG multiple codec
- PoE, SD memory, IP66, Bi-directional audio support

SNV-3120 iPOLiS



1/4" 12x WDR Vandal-Resistant Network Dome Camera

- Max. 30(25)fps at 4CIF resolution
- 3.69 ~ 44.32mm (12x) optical zoom, 16x digital zoom
- H.264, MPEG-4 & MJPEG multiple codec
- PoE, SD memory, IP66, Bi-directional audio support

SNP-5200/5200H iPOLiS



1/3" 20x Network PTZ Dome Camera

- Max. 1.3M (1280 x 1024) resolution
- 16 : 9 HD (720p) resolution support
- 4.45 ~ 89mm(20x) optical zoom, 16x digital zoom
- H.264, MPEG-4 & MJPEG multiple codec
- hPoE, SD memory, IP66, Bi-directional audio support

SNP-3430H iPOLiS



1/4" 43x Network PTZ Dome Camera

- Max. 30(25)fps at 4CIF resolution
- 3.2 ~ 138.5mm (43x) optical zoom, 16x digital zoom
- H.264, MPEG-4 & MJPEG multiple codec
- hPoE, SD memory, IP66, Bi-directional audio support

SNP-3370TH/3301H iPOLiS



1/4" 37x/30x Network PTZ Dome Camera

- Max. 30(25)fps at 4CIF resolution
- 3.5 ~ 129.5mm (37x) / 3.5 ~ 105mm (30x) optical zoom, 12x digital zoom
- H.264, MPEG-4 & MJPEG multiple codec
- SD memory, IP66, Auto tracking, Bi-directional audio support

SNP-3370/3301 iPOLiS



1/4" 37x/30x H.264 Network PTZ Dome Camera

- Max. 30(25)fps at 4CIF resolution
- 3.5 ~ 129.5mm (37x) / 3.5 ~ 105mm (30x) optical zoom, 12x digital zoom
- H.264, MPEG-4 & MJPEG multiple codec
- SD memory, Bi-directional audio support

SNP-3120 iPOLiS



1/4" 12x Network PTZ Dome Camera

- Max. 30(25)fps at 4CIF resolution
- 3.69 ~ 44.32mm (12x) optical zoom, 16x digital zoom
- H.264, MPEG-4 & MJPEG multiple codec
- hPoE, SD memory, Bi-directional audio support

SNP-3120V/3120VH iPOLiS



1/4" 12x Vandal-Resistant Network PTZ Dome Camera

- Max. 30(25)fps at 4CIF resolution
- 3.69 ~ 44.32mm (12x) optical zoom, 16x digital zoom
- H.264, MPEG-4 & MJPEG multiple codec
- hPoE, SD memory, Bi-directional audio support

SRN-6450/3250 iPOLiS



64CH/32CH Network Video Recorder

- Real-time H.264, MPEG-4 & MJPEG triple codec
- CIF high resolution images at 960fps(N), 800fps(P) in real-time (SRN-3250)
- CIF high resolution images at 1920fps(N), 1600fps(P) in real-time (SRN-6450)
- Up to 20TB using external storage option

SRN-1670D iPOLiS



16CH Network Video Recorder

- Real-time H.264, MJPEG dual codec
- 4CIF high resolution images at 480fps(N), 400fps(P) in real-time
- Live monitoring resolution : VGA, 4CIF, 1.3M, 2M
- Support megapixel resolution recording

SPE-100 iPOLiS



1CH Network Video Encoder

- Max. 30(25)fps at 4CIF resolution
- H.264, MPEG-4 & MJPEG multiple codec
- Multiple streaming simultaneously
- PoE, SD memory, Bi-directional audio support

NET-i viewer iPOLiS



Central Management Software

- Up to 32 channels simultaneous real-time live monitoring in single PC
- Supports various video format (H.264, MJPEG, MJPEG)
- Supports various video resolution (Megapixel, 4CIF, half D1, VGA, CIF)
- Supports various search and playback options

NET-i ware

PERIPHERAL

SHP-4300H/SCX-DF300W



PTZ Housings

- Extreme weather proof housing (SHP-4300H)
- In-ceiling Flush Housing (SCX-DF300W)

STH-380(N)PO/370(N)PO/ 370(N)PI/360(N)PO



PTZ Housings

- Aluminum diecasting, poly carbonate dome cover
- Outdoor Housing (STH-360NPO) • Indoor Housing (STH-370NPI)
- IP67 (STH-380NPO/STH-360NPO/STH-370NPI)
- Quick and easy installation

STH-370(N)PE/ STB-370(N)PC



PTZ Housings

- On ceiling application for Analog PTZ (STB-370PC)
- for Network PTZ (STB-370NPC)

SCX-300WM/SBP-300WM1/ SBP-300CM/SCX-300CM



PTZ/Dome Mounts

- Aluminum material
- Wall mount (SCX-300WM/SBP-300WM1)
- Ceiling mount (SBP/SCX-300CM)

SBP-300HM1/SCX-300HM1/ SBP-300LM/SCX-300LM



PTZ/Dome Mounts

- Hanging mount adaptor (SBP/SCX-300HM1)
- Parapet mount adaptor (SBP/SCX-300LM)
- Indoor/outdoor use
- Aluminum material

SBP-300PM/SCX-300PM/ SBP-300KM/SCX-300KM



PTZ/Dome Mounts

- Pole mount adaptor (SBP-300PM/SCX-300PM)
- Corner adaptor (SBP-300KM/SCX-300KM)
- Indoor / outdoor use
- Steel material

STB-496PPV/270PWW/ 25PF/30PF/350PPM



PTZ Mounts

- Pendant Mount - Aluminum diecasting (STB-496PPV)
- Wall Mount - Aluminum diecasting (STB-270PWW)
- Flange - Aluminum diecasting (STB-25PF)
- Ceiling Flange - Aluminum diecasting (STB-30PF)
- Parapet Mount - Aluminum diecasting (STB-350PPM)


STB-355PPM/300PP/ 300PW/40PF



PTZ Mounts

- Parapet mount, Aluminum (STB-355PPM)
- Ceiling Mount, Aluminum (STB-300PP)
- Wall Mount, Aluminum (STB-300PW)
- Ceiling Flange, Aluminum (STB-40PF)

STB-270B/330PPM/340PCM



PTZ Mounts

- Pole mount adaptor for STB-270PW (STB-300PPM)
- Corner adaptor for STB-270PW (STB-340PCM)
- Hanging mount adaptor (STB-270B)
- IP66 (STB-270B)
- Indoor / outdoor use • Aluminium material

SBP-43/37



PTZ Mounts

- 1.5" Pipe Coupling (SBP-43)
- 1.25" Pipe Coupling (SBP-37)

STB-319VPW/249VW/ 250VCW/225VW/275VW



Vandal-resistant Dome Mounts

- Indoor use (STB-319VPW/STB-249VPW)
- Indoor / outdoor use (STB-250VCW/STB-225VW/STB-275VW)
- Aluminum diecasting

SHB-4300H/ 4300H1/4300H2



Fixed Housings

- For fixed camera application
- Aluminum diecasting construction
- Fully cable managed bracket
- De-mister heater, fan • Support three cable glands
- 24V AC (SHB-4300H/SHB-4300H1), 230V AC (SHB-4300H2)

SHB-4200H/4200



Fixed Housings

- For fixed lens application
- Rugged and compact all aluminum construction
- Wall/ceiling installations
- Easy to install slide open type
- Built in bracket

STH-500/200



Fixed Housings

- For fixed lens application
- Rugged and compact all aluminum construction
- Wall/ceiling installations
- Easy to install slide open type

SBU-500WM/220PM



Fixed Mounts

- For Positioning System
- Aluminum material
- Wall mount (SBU-500WM)
- Pedestal mount (SBU-220PM)

STB-400/4150V



Fixed Mounts

- Indoor / outdoor use
- Steel material

SCU-VAC/VAC1



Positioning System

- Integrated Receiver, Pan/ Tilt, and Housing
- Position encoders provide 0.1 degree accuracy
- 360° Continuous Pan Rotation
- Tilt Range of +40° to -85°
- Accepts most 24VAC 3rd party Cameras

SPU-100TR



1CH UTP Transceiver

- Single channel balun transceiver
- No power required
- Male BNC

SPU-400/400R



4CH UTP Power Supply Hub/ 4CH UTP Receiver

- High quality video & long range transfer
- Surge and lightning protection
- Quick and easy installation & management
- Support RS-485 video input
- Power : 300m (984ft) • Video : 900m (3000ft)

CONTROLLER

SPC-6000



5" TFT Touch LCD System Control Keyboard

- 5" TFT touch LCD
- Control PTZ dome cameras, DVRs and matrix switchers
- Centralized control up to 255 units with a single controller
- Connect to a system up to 16 controllers

SPC-1010



PTZ Control Keyboard

- Controls up to 255 PTZ cameras
- Superior system compatibility : Multi protocols supports
- OSD Menu, 3D joystick control
- RS-485 and RS-422 compatibility

SPC-2000



Network Controller Joystick

- Superior system compatibility
- 3D joystick control
- Quick and easy installation

SPC-300



Coaxial Remote Controller

- Control via coaxial cable or RS-485
- Camera connected : 1 unit
- Cable extension : Max. 500m (with 5C-2V cable)
- External control interface : RS-232C, RS-485

LENS

SLA-12240/880



1/2" C-mount Motorized 20x/10x Zoom Lens

- Built-in 50mm lens with micro bolometer sensor
- Video type auto iris, C-mount
- 20x optical zoom, 12 ~ 240mm / 0.47" ~ 9.45" (SLA-12240)
- 10x optical zoom, 8 ~ 80mm / 0.31" ~ 3.15" (SLA-880)
- Sharp and clear image in low light with F1.6/F1.2

SLA-3580DN/2810D/550DA/612DN/ M2882



1/3", 1/2" CS-mount Auto Iris Lens

- F1.0 (SLA-3580DN), F1.4 (SLA-2810D/550DA/M2882), F1.6 (SLA-612DN) DC Type auto iris
- Varifocal : 3.5 ~ 8mm / 0.14" ~ 0.31" (SLA-3580DN), 2.8 ~ 10mm / 0.11" ~ 0.39" (SLA-2810D)
- 5 ~ 50mm / 0.2" ~ 1.97" (SLA-550DA), 2.8 ~ 8.2mm / 0.11" ~ 0.32" (SLA-M2882)
- 6 ~ 12mm / 0.24" ~ 0.47" (SLA-612DN)
- Excellent low light performance, Simple to install and adjust

INTRUSION ALARM

SIA-0010I/0010 /0030/0060/0120



Twin Beam Sensor

- Outdoor • Against frost&dew (A.G.C)
- Adjustable beam interruption period
- FCC, CE approved • IP65
- Outdoor 10m (SIA-0010I/0010), Outdoor 30m (SIA-0030)
- Outdoor 60m (SIA-0060), Outdoor 120m (SIA-0120)

SIA-0030D /0060D/0120D



Twin Beam Digital Sensor

- Outdoor Digital • 4 way frequency selection
- Against frost&dew (A.G.C) • FCC, CE approved
- Adjustable beam interruption period • IP65
- Outdoor 10m (SIA-0030D), Outdoor 60m (SIA-0060D),
- Outdoor 120m (SIA-0120D)

SIA-0100Q/0200Q



Quad Beam Digital Sensor

- Outdoor Quad Beam Sensor • 4 way frequency selection
- Against frost&dew (A.G.C) • Send the environment signal
- 15 steps LED indicator • FCC, CE approved
- Adjustable beam interruption period
- Outdoor 100m (SIA-100Q), Outdoor 200m (SIA-200Q)

SIP-0012DA/1212W/ 1201DD



PIR Sensor

- Reliable sensor with mirror lens
- Silent relay
- FCC, CE approved
- 84° x 12 x 12m (SIP-0012DA/SIP-1212W)
- 12 x 1m (SIP-1201DD)


SIM-0001/0002



Magnetic Sensor

- Detect the opening of protected windows and doors
- With Leads Type (SIM-0001)
- Contacts Type (SIM-0002)
- Alarm output
- Detection Range : 30mm

SIS-0001



Shock Sensor

- Detect the Shock
- Applicable place : Glass window, Safe box

SIL-0001/SIE-0001



Strobe Light

- Turn on lights & siren when an intrusion is detected
- Light Revolution Cycle : 60/min
- Siren embedded (SIE-0001)

SIB-0001/0002/0003



Twin Beam Sensor Bracket

- Bracket for Twin Beam Photoelectric Sensor
- Black wall mount bracket (SIB-0001)
- White jacket (SIB-0002), Antique bracket (SIB-0003)
- Applicable model : SIA-0010I,
- SIA-0010/0030/0060, SIA-0030D/0060D